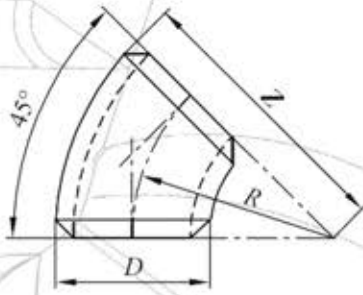
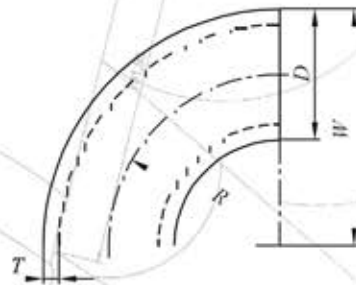
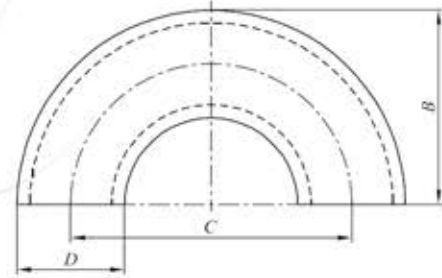


ŁUKI
 EN 10253-2


Łuk 45°



Łuk 90°



Łuk 180°

Łuki odmiany 2D - Wymiary

DN	D	R	C	B - W
15	21,3	25	50	36
20	26,9	25	50	39
25	33,7	25	50	42
32	42,4	32	64	53
40	48,3	38	76	62
50	60,3	51	102	81
65	76,1	63	127	102
80	88,9	76	152	121
100	114,3	102	203	159
125	139,7	127	254	197
150	168,3	152	305	237
200	219,1	203	406	313
250	273	254	508	391
300	323,9	305	610	467
350	355,6	356	711	533
400	406,4	406	813	610
450	457	457	914	686
500	508	508	1016	762
550	559	559	1118	838
600	610	610	1220	914
650	660	660	1320	990
700	711	711	1422	1066
750	762	762	1524	1143
800	813	813	1626	1220
850	864	864	1728	1296
900	914	914	1828	1371
1000	1016	1016	2032	1524
1050	1067	1067	2134	1600
1100	1118	1118	2236	1677
1150	1166	1166	2332	1749
1200	1219	1219	2438	1830